

FELINE IMMUNODEFICIENCY VIRUS ANTIBODY TEST KIT

RapidSTATUS™ FIV

FOR EXPORT ONLY

TEST PRINCIPLE

The RapidSTATUS™ FIV test is a rapid status test for detection of feline immunodeficiency virus antibody in feline serum, plasma or anticoagulated whole blood.

KIT CONTENTS

- Test Devices
- Pipettes
- Chase Buffer
- Instructions for use

STORAGE

- The kit should be stored at 2-30°C.
- Avoid freezing.
- Avoid storage in direct sunlight.

PRECAUTIONS

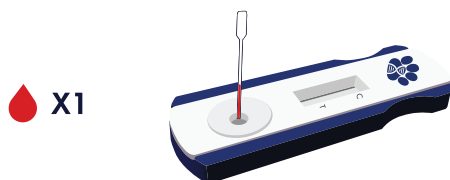
- For veterinary use only.
- Use a new device and pipette for each sample tested.
- Do not use past the expiration date of the serial.

SAMPLES


- Acceptable sample types are feline serum, plasma, and anticoagulated (EDTA or Heparin) whole blood.
- Samples must be at room temperature and mixed gently before testing.
- Samples should be tested fresh or refrigerated at 2-8°C for up to one week.
- For longer storage, serum or plasma samples may be stored at -20°C. Frozen samples should be centrifuged before use.
- Avoid heavily hemolyzed or contaminated samples. Lipemic samples will not affect test results.

INSTRUCTIONS FOR USE

- The kit and all samples to be tested should be brought to room temperature for approximately 30 minutes prior to testing.
- Remove the test device from the protective pouch and place horizontally on a flat surface.
- Using the provided pipette, vertically dispense **1 drop of sample** into the sample well without touching the pipette to the test device. Allow the sample to absorb.



- Add **2 drops of chase buffer** vertically to the sample window.




- Interpret the results at **10 minutes**.



RESULTS INTERPRETATION

- The test is positive if two lines are present (a control line and a test line).



- The test is negative if only one control line is present.











- The test is invalid if no line appears at the control line even if a line is present at the test line.



- All results should be interpreted within the context of all available clinical and diagnostic information.

SYMBOL KEY

| | | | |
|---|------------------|---|------------------------------|
|  | Use by date |  | Temperature Limitation |
|  | Batch code (lot) |  | Consult Instructions for use |
|  | Serial number |  | Manufacturer |
|  | Catalog number |  | Sufficient for <n> tests |