

FELINE PANLEUKOPENIA VIRUS ANTIGEN TEST KIT

RapidSTATUS™ FPV Antigen

FOR EXPORT ONLY

TEST PRINCIPLE

The RapidSTATUS™ FPV Antigen test is a rapid status test for detection of feline panleukopenia virus antigen in feline feces.

KIT CONTENTS

- Test Devices
- Swabs
- Extraction Buffer
- Instructions for use

STORAGE

- The kit should be stored at 2-30°C.
- Avoid freezing.
- Avoid storage in direct sunlight.

PRECAUTIONS

- For veterinary use only.
- Use a new device and swab for each sample tested.
- Do not use past the expiration date of the serial.

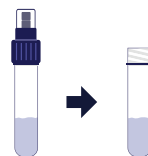
SAMPLES

- Acceptable sample type is feline feces.
- Samples must be at room temperature.
- Samples should be tested fresh or refrigerated at 2-8°C for up to one week.
- For longer storage, samples may be stored at -20°C.

INSTRUCTIONS FOR USE

1 The kit and all samples to be tested should be brought to room temperature for approximately 30 minutes prior to testing.

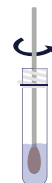
2 Unscrew the cap from the sample extraction buffer.



3 Using the provided swab, coat the swab with a thin layer of fecal material. Try to saturate the swab with liquid, if any.



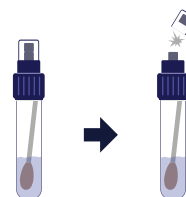
4 Immerse the sample swab into the sample extraction buffer and swirl the swab in the buffer.



5 Break the swab shaft on the mouth of the bottle keeping the cotton swab in the bottle. Discard the swab shaft.

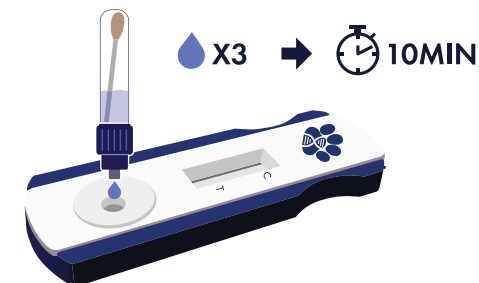


6 Replace the bottle cap. Snap off the tip.


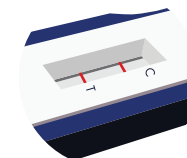


RESULTS INTERPRETATION

- Remove the test device from the protective pouch and place horizontally on a flat surface.
- Holding the extraction bottle upright, apply three drops to the sample well of the device and wait 10 minutes.



- The test is positive if two lines are present (a control line and a test line).
- The test is negative if only one control line is present.



- The test is invalid if no line appears at the control line even if a line is present at the test line.











OR



- All results should be interpreted within the context of all available clinical and diagnostic information.

SYMBOL KEY

| | | | |
|---|------------------|---|------------------------------|
|  | Use by date |  | Temperature Limitation |
|  | Batch code (lot) |  | Consult Instructions for use |
|  | Serial number |  | Manufacturer |
|  | Catalog number |  | Sufficient for <n> tests |