

FELINE HEARTWORM ANTIBODY TEST KIT

RapidSTATUS™ Feline HW Antibody

FOR EXPORT ONLY

TEST PRINCIPLE

The RapidSTATUS™ Feline HW Antibody test is a rapid status test for detection of *Dirofilaria immitis* (heartworm) antibody in feline serum, plasma or anticoagulated whole blood.

KIT CONTENTS

- Test Devices
- Pipettes
- Chase Buffer
- Instructions for use

STORAGE

- The kit should be stored at 2-30°C.
- Avoid freezing.
- Avoid storage in direct sunlight.

PRECAUTIONS


- For veterinary use only.
- Use a new device and pipette for each sample tested.
- Do not use past the expiration date of the serial.

SAMPLES


- Acceptable sample types are feline serum, plasma, and anticoagulated (EDTA or Heparin) whole blood.
- Samples must be at room temperature and mixed gently before testing.
- Samples should be tested fresh or refrigerated at 2-8°C for up to one week.
- For longer storage, serum or plasma samples may be stored at -20°C. Frozen samples should be centrifuged before use.
- Avoid heavily hemolyzed or contaminated samples. Lipemic samples will not affect test results.

INSTRUCTIONS FOR USE

- The kit and all samples to be tested should be brought to room temperature for approximately 30 minutes prior to testing.
- Remove the test device from the protective pouch and place horizontally on a flat surface.
- Using the provided pipette, vertically dispense **1 drop of sample** into the sample well without touching the pipette to the test device. Allow sample to absorb.



- Add **2 drops of chase buffer** vertically to the sample window.




- Interpret the results at **10 minutes**.




RESULTS INTERPRETATION


- The test is positive if two lines are present (a control line and a test line).



- The test is negative if only one control line is present.











- The test is invalid if no line appears at the control line even if a line is present at the test line.



- All results should be interpreted within the context of all available clinical and diagnostic information.

SYMBOL KEY

	Use by date		Temperature Limitation
	Batch code (lot)		Consult Instructions for use
	Serial number		Manufacturer
	Catalog number		Sufficient for <n> tests