

CANINE GIARDIA ANTIGEN TEST KIT

RapidSTATUS™ Giardia

FOR EXPORT ONLY

TEST PRINCIPLE

The RapidSTATUS™ Giardia test is a rapid status test for detection of canine giardia antigen in canine feces.

KIT CONTENTS

- Test Devices
- Swabs
- Extraction Buffer
- Instructions for use

STORAGE

- The kit should be stored at 2-30°C.
- Avoid freezing.
- Avoid storage in direct sunlight.

PRECAUTIONS

- For veterinary use only.
- Use a new device and swab for each sample tested.
- Do not use past the expiration date of the serial.

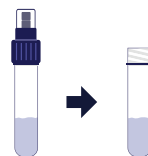
SAMPLES

- Acceptable sample type is canine feces.
- Samples must be at room temperature.
- Samples should be tested fresh or refrigerated at 2-8°C for up to one week.
- For longer storage, samples may be stored at -20°C.

INSTRUCTIONS FOR USE

1 The kit and all samples to be tested should be brought to room temperature for approximately 30 minutes prior to testing.

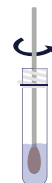
2 Unscrew the cap from the sample extraction buffer.



3 Using the provided swab, coat the swab with a thin layer of fecal material. Try to saturate the swab with liquid, if any.



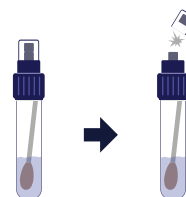
4 Immerse the sample swab into the sample extraction buffer and swirl the swab in the buffer.



5 Break the swab shaft on the mouth of the bottle keeping the cotton swab in the bottle. Discard the swab shaft.

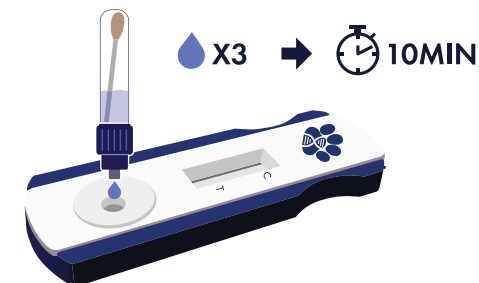


6 Replace the bottle cap. Snap off the tip.


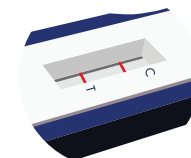


RESULTS INTERPRETATION

- Remove the test device from the protective pouch and place horizontally on a flat surface.
- Holding the extraction bottle upright, apply three drops to the sample well of the device and wait 10 minutes.



- The test is positive if two lines are present (a control line and a test line).
- The test is negative if only one control line is present.



- The test is invalid if no line appears at the control line even if a line is present at the test line.











OR



- All results should be interpreted within the context of all available clinical and diagnostic information.

SYMBOL KEY

	Use by date		Temperature Limitation
	Batch code (lot)		Consult Instructions for use
	Serial number		Manufacturer
	Catalog number		Sufficient for <n> tests